

4

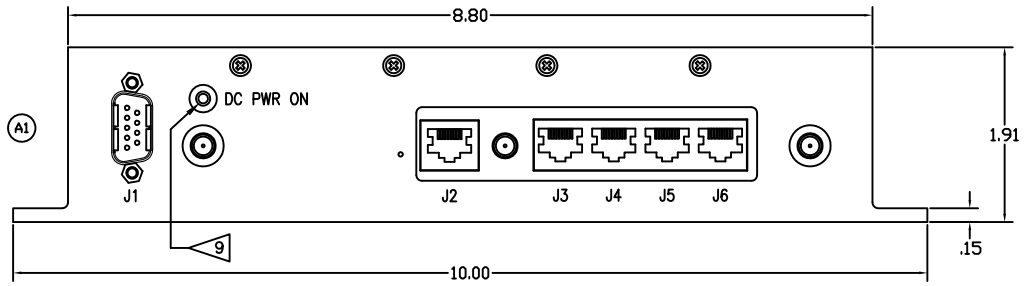

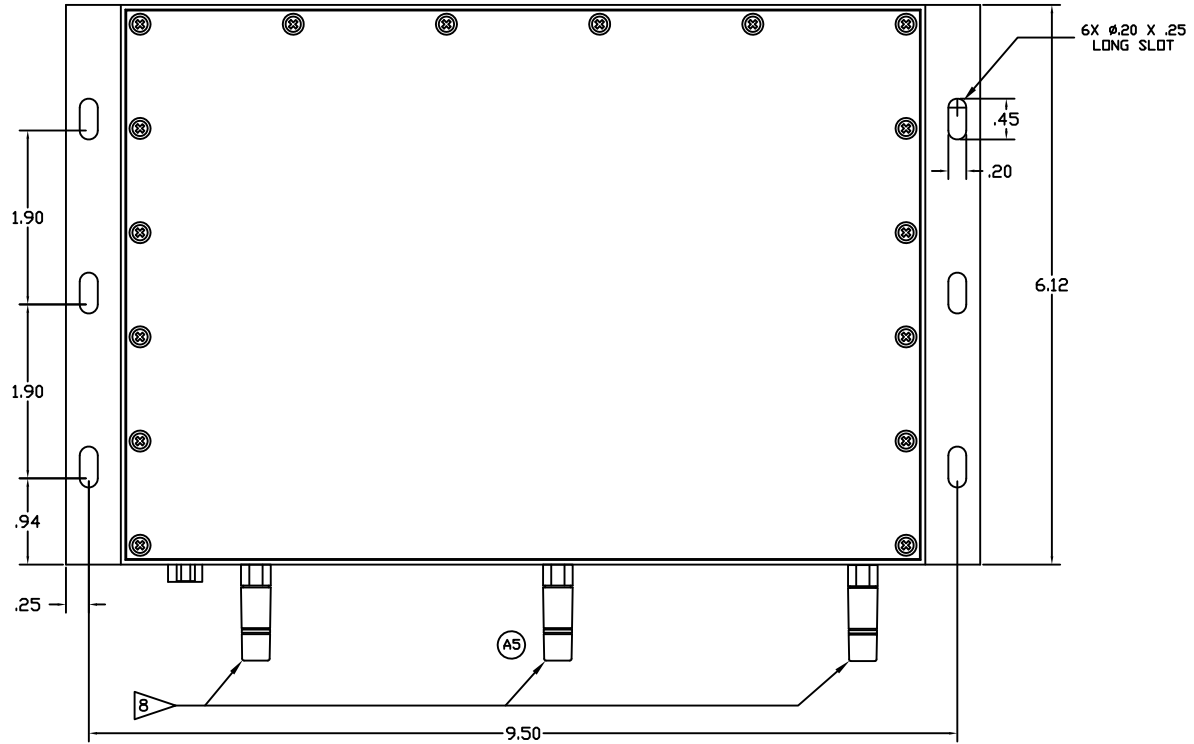
3

2

1

NOTES:
 1. J2 THRU J6 ARE CAT 5 ETHERNET JACKS. CAT 5 OR HIGHER RATED ETHERNET CABLE CAN BE USED TO MATE WITH THESE CONNECTORS.
 2. P/N OF ITT CANNON.
 3. TEXT TO BE LASER ETCHED APPROXIMATELY AS SHOWN.
 4. FOR INSTALLATION AND OPERATION PROCEDURES REFERENCE MCCI DOCUMENT MCC-19-297.
 5. CURRENT CONSUMPTION: $I_{pk} = 600mA$, $I_{avg} = 380mA$. (A3)
 6. WEIGHT NTE: 4.0lbs (A2)
 7. MATING CONNECTOR KIT AVAILBLE AS MCCI P/N: 856003-1 FOR CONNECTOR J1.
 8. PORTS FOR THREE DETACHABLE ANTENNAS (INCLUDED WITH UNIT). (A4)
 9. GREEN STATUS LED INDICATES POWER ON.

REVISION HISTORY				
ZONE	REV	DESCRIPTION	DATE	DRAWN
A-4	A	1) CHANGED J1 GEOMETRY	11/04/14	DAS
D-4		2) ADDED WEIGHT VALUE IN NOTE 6 WAS TBD.		
		3) ADDED CURRENT IN NOTE 5 WAS TBD.		
		4) REMOVED "(3) ADJUSTABLE" FROM NOTE 8.		
B-1		5) CHANGED GEOMETRY OF ANTENNAS.		
B-3				



THREE (3) ANTENNAS REMOVED FOR CLARITY IN THIS VIEW.

WIRE DESCRIPTION - J1			
CONNECTOR DESCRIPTION		MATING CONNECTOR	
PART NUMBER		PART NUMBER (OR APPLICABLE EQUIVALENT)	
56-701-015	CONNECTOR	DEMA9S	CONNECTOR
D20418-2	FEMALE JACKPOST	D20419-21	MALE SCREWLOCK BACKSHELL
		DE20961	CRIMP SOCKET
		031-1007-078	
PIN	CIRCUIT DESCRIPTION	CIRCUIT TYPE	
1	28VDC POWER	SUPPLY VOLTAGE	
2	GND	DC RETURN	
3	NC	N/A	
4	NC	N/A	
5	NC	N/A	
6	CASE GROUND	AIRCRAFT GROUND	
7	NC	N/A	
8	NC	N/A	
9	NC	N/A	

MID CONTINENT CONTROLS, INC.
 901 NORTH RIVER DERBY, KS 67037 (316)789-0088

TITLE: GIGABIT ROUTER WIRELESS

FINISH: IRIDITE TYPE I, CLASS 3, GOLDEN

MATERIAL: N/A

DERIVED FROM: N/A

UNLESS OTHERWISE SPECIFIED: DIMENSIONS ARE IN INCHES. TOLERANCES ARE: DECIMALS: .010 ANGLES: $\pm 1^\circ$.005-.008

SIZE DRAWN: C DWG NO. 104008 REV A

SCALE: 1/1 DATE: 04/23/2014 SHEET: 01 OF 01

ORDER NUMBER	DESCRIPTION
104008-1	GIGABIT ROUTER WIRELESS

4

3

2

1