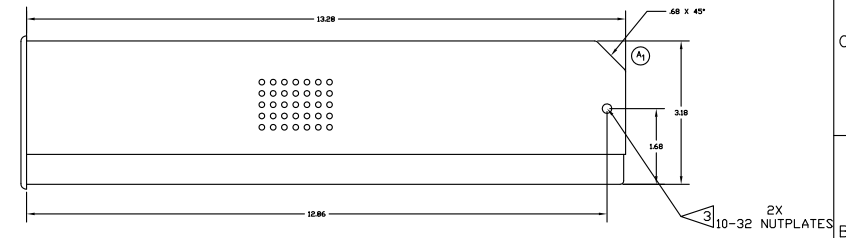
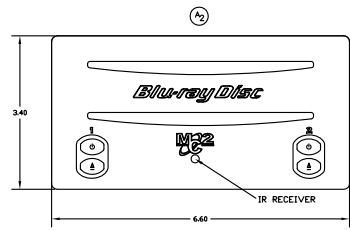
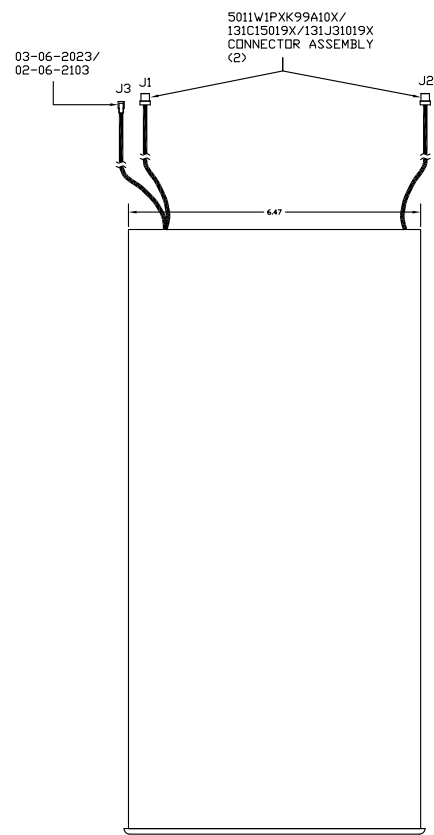


REVISION HISTORY			
ZONE	REV	DESCRIPTION	DATE
1C	A1	UPDATED ENCLOSURE	8/19/2009
5C	A2	UPDATED FACEPLATE	

NOTES:

- DUAL BLU-RAY TO BE WIRED PER WIRING DESCRIPTION CHART.
- VIDEO CONNECTORS TO BE BNC JACK PER MIL-C-39012.
- SCREW LENGTH NOT TO EXCEED .250".
- P/N OF MOLEX.
- CURRENT CONSUMPTION 5 AMP TYPICAL, 6 AMP PEAK. (BOTH BLU-RAY PLAYERS OPERATING)
- TEXT TO BE ENGRAVED AS SHOWN.
- P/N OF AMERICAN CONEC.
- PIGTAIL LENGTH TO EXTEND AT LEAST 12" BEYOND THE CASE EXIT.
- SEE MCC-19-220 FOR INSTALLATION/OPERATION SPECIFICATIONS.
- POWER/AUDIO CONNECTORS TO BE PER MIL-C-24308.
- WIRE TO BE PER MIL-W-16878/4 & MIL-C-17.



CONNECTOR J3	
4	03-06-2023 CONNECTOR
	02-06-2103 PIN
4	03-06-1023 MATING CONNECTOR
	02-06-1103 SOCKET
DESCRIPTION	
1	+28VDC POWER
2	GND

CONNECTOR J1 & J2	
P/N	DESCRIPTION
7	5011W1PXK99A10X CONNECTOR
	131C15019X PIN
	131J31019X CONNECTOR
	DA20961 BACKSHELL
	D20418-2 SCREW JACKS

WIRING DESCRIPTION CHART

J1 (BLU-RAY #1)		J2 (BLU-RAY #2)	
PIN	DESCRIPTION	PIN	DESCRIPTION
1	L+ AUDIO OUTPUT (BLU-RAY #1)	1	L+ AUDIO OUTPUT (BLU-RAY #2)
2	R+ AUDIO OUTPUT (BLU-RAY #1)	2	R+ AUDIO OUTPUT (BLU-RAY #2)
3	INFRARED DATA INPUT	3	INFRARED DATA INPUT
4	INFRARED DATA RETURN	4	INFRARED DATA RETURN
5	DATABUS (B)	5	DATABUS (B)
6	DATABUS (D)	6	DATABUS (D)
7	L- AUDIO OUTPUT (BLU-RAY #1)	7	L- AUDIO OUTPUT (BLU-RAY #2)
8	R- AUDIO OUTPUT (BLU-RAY #1)	8	R- AUDIO OUTPUT (BLU-RAY #2)
9	DATABUS (A)	9	DATABUS (A)
10	DATABUS (C)	10	DATABUS (C)
A1	VIDEO SOURCE1 (SIGNAL)	A1	VIDEO SOURCE2 (SIGNAL)

MILITARY CONTROL SYSTEMS, INC. 606785-0001 8011 NORTH RIVER OVERSEAS, KS 67057		ASSEMBLY - DUAL Blu-ray (AUTO-CONFIG)	
N/A		SCALE: 1:1	DATE: 07/21/2009
DESIGNER: E JEA	DRAWN: JEA	PART NO: 105057	REV: A
SHEET NO: 1 OF 1		PAGE NO: 2 OF 2	